








Map



Quick find

-  Blood test
-  X-ray & Scans
-  Pharmacy
-  MFU / ENT
-  Breast centre
-  Diabetes centre
-  Delivery Suite
1st Floor

Wards

	Locations	Floor
Balcombe	East Wing	1
Beacon	East Wing	1
Becket	East Wing	1
Beeding	East Wing	1
Bluefin	East Wing	1
Botolphs	East Wing	1
Bramber	East Wing	1
Broadwater	West Wing	1
Buckingham	West Wing	1
Burlington	East Wing	1
Byworth	East Wing	1
Castle	East Wing	2
Chanctonbury Suite	East Wing	2
Chiltington	East Wing	2
Clapham	East Wing	2
Coombes	East Wing	2
Courtlands	West Wing	2
Critical Care Unit / Intensive Care	West Wing	2
Delivery Suite	East Wing	1
Ditchling	West Wing	3
Dixon (Renal Unit)	West Wing	3
Downlands Suite	West Wing	3
Durrington	West Wing	3
EastBrook	West Wing	4
Eartham	West Wing	4
Enhanced Surgical Care Unit	East Wing	2
Erringham	West Wing	4
Intensive Care / Critical Care Unit	West Wing	2

Departments

	Location	Floor
Accident & Emergency	A&E	G
Amberley Unit	North Wing	G
Ante-Natal Clinic	East Wing	1
Audiology	East Wing	G
Bereavement Office	Arun Building	G
Blood Test (Pathology)	North Wing	1
Breast Care Centre	Park Avenue (via North Wing)	G
Cardiac Cath Lab	West Wing	2
Cardiac Department	East Wing	2
Cashier	West Wing	G
Children's Centre	East Wing	G
Clinical Decision Unit (CDU)	A&E	G
Colposcopy	East Wing	1
Diabetes Centre	Homefield	G
Discharge Lounge	North Wing	G
Early Pregnancy Advice Clinic (EPAC)	East Wing	1
Endocrinology	Homefield	G
Endoscopy	West Wing	G
Ear, Nose and Throat (ENT)	East Wing	G
Emergency Floor (A,B,C,D)	East Wing	G
Fetal Day Assessment	East Wing	1
Fracture Clinic	Outpatients	G
Gynaecology Day Unit	East Wing	1
Hysteroscopy	East Wing	1
Hydrotherapy	North Wing	G
Maternity (Delivery suite)	East Wing	1
Maxillo Facial (MFU) / Orthodontics	East Wing	G
Mortuary	North Wing	G
Occupational Therapy	North Wing	G
Orthoptic Clinic	East Wing	1
Outpatients (Main)	Outpatients	G
Patient Liaison Service (PALS)	West Wing	G
Pathology (Blood Test)	North Wing	1
Patient Services (by Main Entrance)	East Wing	G
Pharmacy	East Wing	G
Physiotherapy	North Wing	G
Plaster room	East Wing	G
Radiology (X-Ray & Scans)	East Wing	G
Reception (by Main Entrance)	East Wing	G
The Serenity Garden	East Wing	G
Sleep Clinic	West Wing	4
Social Services	Homefield	G
Speech and Language	North Wing	G
Surgical Pre-assessment	East Wing	2
The Sanctuary - Multifaiith space	North Wing	G
Trust HQ - Washington Suite	North Wing	2
Urgent Treatment Centre (UTC)	East Wing	G
Urology (UIU)	East Wing	2
Washington Suite	North Wing	G
Worthing Health Education Centre (WHEC)	Park Avenue (via North Wing)	G
X-Ray / Scans (Radiology)	East Wing	G